






**Object Totals for Kyrenia Ship Conservation Project  
Cassy Cutulle and Veronica Ford  
May 2017**


Objects	Treatment Done	Picture
P1	Deconstruction, Cleaning, Desalination, Reconstruction, Restoration, Re-housing packaging	
P3	No Treatment necessary, Re-housing packaging	



P5	No treatment necessary, Re-housing packaging	 <p>The photograph shows a semi-circular, rusted metal fragment on a light-colored surface. Above the fragment is a color calibration chart with various colored squares. To the right of the fragment is a vertical ruler with markings in centimeters and millimeters. Below the fragment are three small labels: a white label with 'P5' and 'B2' written on it, a yellow label with 'FC' and '2-48' written on it, and a pink label with 'Stainless' written on it. A larger white label with 'FRONT' written on it is placed below the other labels.</p>
----	--	--

<p>P6</p>	<p>No treatment necessary, Re-housing packaging</p>	
<p>P7</p>	<p>Cleaning, Re-housing packaging, Restoration</p>	

<p>P8</p>	<p>Deconstruction, Cleaning, Consolidation, Desalination, Reconstruction, Restoration, Re-housing packaging</p>	
<p>P9/110</p>	<p>Deconstruction, Cleaning, Consolidation, Desalination, Reconstruction, Re-housing packaging</p>	

<p>P10</p>	<p>No treatment necessary, Re-housing packaging</p>	
<p>P11</p>	<p>Deconstruction, Cleaning, Desalination, Reconstruction, Re-housing packaging</p>	


P13	Deconstruction, Cleaning, Consolidation, Desalination, Reconstruction, Re-housing packaging	
P14	No treatment necessary, Re-housing packaging	



<p>P15</p>	<p>Deconstruction, Cleaning, Consolidation, Desalination, Reconstruction, Restoration, Re-housing packaging</p>	 <p>A photograph of a brown, weathered ceramic jar with a handle. The jar is positioned on a white surface. Three small white labels are placed around it: 'FRONT' at the top, 'P15' to the right, and 'AFTER TREATMENT' below 'P15'.</p>
<p>P18</p>	<p>Deconstruction, Cleaning, Consolidation, Desalination, Reconstruction, Re-housing packaging</p>	 <p>A photograph of a flat, brown, irregular fragment, possibly a piece of pottery or wood, laid on a white surface. To the left of the fragment is a color calibration chart with various colored squares. Below the fragment is a ruler labeled 'KODAK Gray Scale'. Three small white labels are placed around the fragment: 'FRONT' at the top, 'P18' to the right, and 'AFTER TREATMENT' above 'P18'.</p>



<p>P19/29</p>	<p>Deconstruction, Cleaning, Consolidation, Desalination, Reconstruction, Re-housing packaging</p>	
<p>P20/22</p>	<p>Deconstruction, Cleaning, Desalination, Reconstruction, Re-housing packaging</p>	
<p>P21</p>	<p>Deconstruction, Cleaning, Desalination, Reconstruction, Restoration, Re-housing packaging</p>	





<p>P23</p>	<p>Deconstruction, Cleaning, Consolidation, Desalination, Reconstruction, Re-housing packaging</p>	
<p>P24</p>	<p>No treatment necessary, Re-housing packaging</p>	



<p>P25</p>	<p>Deconstruction, Cleaning, Desalination, Re-housing packaging</p>	 <p>A photograph showing several archaeological fragments laid out on a white surface. At the top center is a circular fragment labeled 'REVERSE'. To its right are two smaller labels: 'DURING TREATMENT' and 'AFTER DESALINATION'. Below these is a label 'P25'. The fragments are arranged in two rows. The top row contains four fragments, and the bottom row contains five fragments. A color calibration chart is visible on the left side, and a 'KODAK Gray Scale' is at the bottom.</p>
<p>P26</p>	<p>Cleaning, Consolidation, Desalination, Reconstruction, Restoration, Re-housing packaging</p>	 <p>A photograph of a spherical object, possibly a shell or a small vessel, lying on a white surface. The object is labeled 'FRONT' at the top. To its right are two labels: 'P-26' and 'AFTER TREATMENT'. A color calibration chart is visible on the left side, and a 'KODAK Color Control Patches' chart is at the bottom.</p>



<p>P27</p>	<p>Cleaning, Desalination, Reconstruction, Restoration, Re- housing packaging</p>	 <p>A photograph of a wooden spoon, likely an archaeological artifact, placed on a white surface. To the left of the spoon is a vertical Kodak Color Control Chart with various color patches. Below the spoon is a horizontal Kodak Gray Scale. Three small white labels are placed to the right of the spoon: the top one contains handwritten text 'P27', 'Ludic', 'HP', 'K1', 'EX2', and 'P270001'; the middle one says 'REVERSE'; and the bottom one says 'AFTER TREATMENT'.</p>
<p>P28</p>	<p>No treatment necessary, Re-housing packaging</p>	 <p>A photograph of a greenish, possibly ceramic or stone, object, likely an archaeological artifact, placed on a white surface. Above the object is a horizontal Kodak Color Control Chart. A small white label with the word 'FRONT' is placed below the object.</p>

P75	No treatment necessary, Re-housing packaging	
P84	Deconstruction, Cleaning, Consolidation, Desalination, Reconstruction, Restoration, Re-housing packaging	

<p>P85</p>	<p>Deconstruction, Cleaning, Desalination, Reconstruction, Restoration, Re-housing packaging</p>	
<p>P88</p>	<p>Cleaning, Consolidation, Desalination, Re-housing packaging</p>	

<p>P89</p>	<p>No treatment necessary, Re-housing packaging</p>	
<p>P90</p>	<p>Cleaning, Re-housing packaging</p>	

<p>P92</p>	<p>Cleaning, Consolidation, Desalination, Re-housing packaging</p>		
<p>P93</p>	<p>Deconstruction, Cleaning, Consolidation, Re-housing packaging</p>		

P94	Cleaning, Consolidation, Restoration, Re-housing packaging	
P95	Deconstruction, Cleaning, Consolidation, Desalination, Reconstruction, Re-housing packaging	





<p>P96</p>	<p>Deconstruction, Cleaning, Desalination, Reconstruction, Restoration, Re-housing packaging</p>	
<p>P97</p>	<p>Desalination, Re-housing packaging</p>	
<p>P98</p>	<p>Deconstruction, Cleaning, Consolidation, Desalination, Reconstruction, Restoration, Re- housing packaging</p>	

<p>P99</p>	<p>No treatment necessary, Re-housing packaging</p>	 <p>A photograph of a small, rounded, light brown object, likely a shell or a small fragment, placed on a light green surface. The object is centered. To its left is a Kodak Color Control Patches chart. To its right is a Kodak Gray Scale chart. Below the object is a small white label with 'P99' written in black and 'FRONT' written in black. The label also has some faint, illegible markings.</p>
<p>P100</p>	<p>Deconstruction, Cleaning, Desalination, Reconstruction, Re-housing packaging</p>	 <p>A photograph of a large, reddish-brown, curved fragment, likely a shell or a large fragment, placed on a white surface. The fragment is centered. To its left is a Kodak Color Control Patches chart. To its right is a Kodak Gray Scale chart. Below the large fragment are several smaller, reddish-brown fragments. To the right of the fragments are four labels: 'REVERSE', 'DURLEIGH TREATMENT', 'AFTER RECONSTRUCTION', and 'P100'. The labels are arranged vertically.</p>



P101	Deconstruction, Cleaning, Consolidation, Desalination, Reconstruction, Re-housing packaging	 A photograph of several small, irregular, reddish-brown fragments of an object, possibly a coin or medallion, laid out on a white surface. To the left is a vertical Kodak Color Control Patches chart. Below the fragments is a horizontal Kodak Gray Scale chart. To the right of the fragments are four white labels with handwritten text: 'FRONT', 'DURING TREATMENT', 'AFTER RECONSTRUCTION', and 'P101'. The fragments show varying degrees of discoloration and texture, suggesting they were part of a larger object that has been deconstructed.
P102	No treatment necessary, Re-housing packaging	 A photograph of a single, circular, greenish-brown object, likely a coin or medallion, centered on a white surface. Above the object is a horizontal Kodak Color Control Patches chart. To the right of the object is a vertical Kodak Gray Scale chart. Below the object is a white label with the handwritten word 'FRONT'. The object has a distinct circular shape with a central hole and a slightly raised rim.

<p>P103</p>	<p>Cleaning, Consolidation, Desalination, Re-housing packaging</p>	
<p>P104</p>	<p>Deconstruction, Cleaning, Desalination, Reconstruction, Restoration, Re-housing packaging</p>	



P105/106	Cleaning, Consolidation, Desalination, Re-housing packaging		 A photograph of an archaeological fragment, identified as P105/106, after treatment. The fragment is a reddish-brown, irregularly shaped piece of material, possibly a fragment of a vessel or a small object. It is placed on a white surface. To the left of the fragment is a color calibration chart (KODAK Color Control Chart) and a ruler. Above the fragment is a small white label with the word "FRONT" written on it. To the right of the fragment is another small white label with the words "AFTER TREATMENT" written on it. Below the fragment is a KODAK Gray Scale ruler. The fragment appears to be a small, reddish-brown, irregularly shaped piece of material, possibly a fragment of a vessel or a small object.
P107	Deconstruction, Cleaning, Consolidation Desalination, Reconstruction, Restoration, Re- housing packaging		 A photograph of an archaeological fragment, identified as P107, after treatment. The fragment is a circular, reddish-brown piece of material, possibly a fragment of a vessel or a small object. It is placed on a white surface. To the left of the fragment is a color calibration chart (KODAK Color Control Chart) and a ruler. Above the fragment is a small white label with the word "FRONT" written on it. To the right of the fragment is another small white label with the words "AFTER TREATMENT" written on it. Below the fragment is a KODAK Gray Scale ruler. The fragment appears to be a circular, reddish-brown piece of material, possibly a fragment of a vessel or a small object.

P109	Deconstruction, Cleaning, Consolidation, Desalination, Reconstruction, Restoration, Re-housing packaging	
P112	Deconstruction, Cleaning, Consolidation, Desalination, Re-housing packaging	



<p>P113</p>	<p>Deconstruction, Cleaning, Consolidation, Desalination, Reconstruction, Re-housing packaging</p>	
<p>P120</p>	<p>Deconstruction, Cleaning, Consolidation, Desalination, Reconstruction, Re-housing packaging</p>	

P121	No treatment necessary, Re-housing packaging	 <p>A photograph showing the reverse side of a ceramic fragment. The fragment is white with dark, irregular markings. It is placed on a light-colored surface. Above the fragment is a color calibration chart with various colored squares. To the right of the fragment is a ruler labeled 'KODAK Gray Scale' with markings in centimeters and millimeters. Below the fragment is a piece of paper with handwritten text in black ink. A small white label with the word 'REVERSE' is placed below the handwritten notes.</p>
P122	No treatment necessary, Re-housing packaging	 <p>A photograph showing the front side of a ceramic fragment. The fragment is white with a small, dark, circular mark. It is placed on a light-colored surface. Above the fragment is a color calibration chart with various colored squares. To the right of the fragment is a ruler labeled 'KODAK Gray Scale' with markings in centimeters and millimeters. Below the fragment is a small white label with the word 'FRONT' written on it.</p>






<p>P123</p>	<p>Cleaning, Consolidation, Desalination, Reconstruction, Re- housing packaging</p>	
<p>P124 A/B</p>	<p>Cleaning, Consolidation, Desalination, Reconstruction, Re- housing packaging</p>	

<p>P125</p>	<p>Consolidation, Desalination, Rehousing packaging</p>	 <p>A photograph of a small, irregularly shaped, brownish artifact, likely a fragment of pottery or stone, resting on a white surface. To the left of the artifact is a vertical color calibration chart with various colored squares. Below the artifact is a horizontal Kodak Gray Scale with numerical markings. Three white labels are placed around the artifact: 'REVERSE' at the top, 'AFTER TREATMENT' to the right, and 'P125' below it.</p>
<p>P126</p>	<p>Deconstruction, Cleaning, Consolidation, Desalination, Rehousing packaging</p>	 <p>A photograph of a small, irregularly shaped, brownish artifact, similar to P125, resting on a white surface. To the left is a vertical color calibration chart. Below the artifact is a horizontal Kodak Gray Scale. Three white labels are placed around the artifact: 'FRONT' at the top right, 'AFTER TREATMENT' below it, and 'P126' to the left of the artifact.</p>

<p>P127</p>	<p>Deconstruction, Cleaning, Consolidation, Desalination, Reconstruction, Re-housing packaging</p>	
<p>P128</p>	<p>No treatment necessary, Re-housing packaging</p>	 <p>of 2010 this shell from the either AIG or Cox '92 shell baby with P128 Z0</p>

P129	Deconstruction, Cleaning, Consolidation, Desalination, Reconstruction, Re-housing packaging	 <p>REVERSE</p> <p>DURING TREATMENT</p> <p>AFTER RECONSTRUCTION</p> <p>P129 ROP</p> <p>KODAK Color Control Target</p> <p>KODAK Gray Scale</p> <p>This photograph shows the reverse side of archaeological fragments P129. The fragments are arranged on a white surface. A color control target and a gray scale are visible on the left. Handwritten labels indicate 'REVERSE', 'DURING TREATMENT', 'AFTER RECONSTRUCTION', and 'P129 ROP'. A printed label 'KODAK Gray Scale' is at the bottom.</p>
P130	Consolidation, Desalination, Re-housing packaging	 <p>FRONT</p> <p>AFTER TREATMENT</p> <p>P130</p> <p>KODAK Color Control Target</p> <p>KODAK Gray Scale</p> <p>This photograph shows the front side of archaeological fragments P130. The fragments are arranged on a white surface. A color control target and a gray scale are visible on the left. Handwritten labels indicate 'FRONT', 'AFTER TREATMENT', and 'P130'. A printed label 'KODAK Gray Scale' is at the bottom.</p>



<p>P131</p>	<p>Deconstruction, Cleaning, Consolidation, Desalination, Reconstruction, Re-housing packaging</p>	
<p>P132</p>	<p>Consolidation, Desalination, Re-housing packaging</p>	
<p>P133</p>	<p>Deconstruction, Cleaning, Consolidation, Desalination, Reconstruction, Re-housing packaging</p>	

<p>P134</p>	<p>Deconstruction, Cleaning, Desalination, Reconstruction, Re-housing packaging</p>	
<p>P135</p>	<p>Deconstruction, Cleaning, Consolidation, Desalination, Reconstruction, Re-housing packaging</p>	



<p>P136</p>	<p>Deconstruction, Cleaning, Consolidation, Desalination, Reconstruction, Re-housing packaging</p>	
<p>P137</p>	<p>Deconstruction, Cleaning, Consolidation, Reconstruction, Re-housing packaging</p>	



<p>P138</p>	<p>Deconstruction, Cleaning, Desalination, Reconstruction, Re- housing packaging</p>	 <p>A photograph showing several small, reddish-brown archaeological fragments laid out on a white surface. To the left is a color calibration chart and a Kodak Gray Scale. Above the fragments is a small white card with the word "REVERSE" written on it. To the right is another card with the text "P138" and a list of fragment identifiers: "DF BAA", "ANV ADP", "ANM", "ANB", "ATS", "ATY", "ATB". Below the fragments is a third card that says "AFTER TREATMENT".</p>
<p>P139</p>	<p>Deconstruction, Cleaning, Consolidation, Re-housing packaging</p>	 <p>A photograph showing a large number of archaeological fragments, mostly reddish-brown, laid out on a white surface. A color calibration chart is visible on the left. A small white card with the text "P139" and "FRAGMENTS" is placed above the fragments. The fragments are arranged in a grid-like pattern, showing various shapes and sizes.</p>





<p>P140</p>	<p>Cleaning, Consolidation, Desalination, Reconstruction, Re- housing packaging</p>		 <p>A photograph of archaeological artifact P140 after treatment. The artifact is a small, light-colored, irregularly shaped object, possibly a fragment of pottery or bone. It is placed on a white surface. To the left of the artifact is a color calibration chart with various colored squares. Above the artifact is a small white card with the word "FRONT" written on it. To the right of the artifact is another small white card with the words "AFTER TREATMENT" written on it. Below the artifact is a small white card with the number "P140" written on it. At the bottom of the photograph is a Kodak Gray Scale with various shades of gray and the text "KODAK Gray Scale" and "Kodak".</p>	
<p>P141</p>	<p>Consolidation, Desalination, Re- housing packaging</p>		 <p>A photograph of archaeological artifact P141 after treatment. The artifact is a small, light-colored, irregularly shaped object, possibly a fragment of pottery or bone. It is placed on a white surface. To the left of the artifact is a color calibration chart with various colored squares. Above the artifact is a small white card with the word "FRONT" written on it. To the right of the artifact is another small white card with the words "AFTER TREATMENT" written on it. Below the artifact is a small white card with the number "P141" written on it. At the bottom of the photograph is a Kodak Gray Scale with various shades of gray and the text "KODAK Gray Scale" and "Kodak".</p>	

<p>P142</p>	<p>Desalination, Re-housing packaging</p>	
<p>P143</p>	<p>Deconstruction, Cleaning, Desalination, Reconstruction, Re-housing packaging</p>	



<p>P144</p>	<p>Consolidation, Desalination, Re-housing packaging</p>	 A photograph of a small, reddish-brown, irregularly shaped artifact. To its left is a vertical Kodak Color Control Chart. Above the artifact is a white label with the word "FRONT" written on it. To the right of the artifact are two more white labels: the top one says "P144" and the bottom one says "AFTER TREATMENT". Below the artifact is a horizontal Kodak Gray Scale with the letters "C", "M", and "K" visible.
<p>P145</p>	<p>Cleaning, Desalination, Reconstruction, Re-housing packaging</p>	 A photograph of a larger, cylindrical, light-colored artifact with a textured surface. To its left is a vertical Kodak Color Control Chart. Above the artifact is a white label with the word "FRONT" written on it. To the right of the artifact are two white labels: the top one says "AFTER TREATMENT" and the bottom one says "P145". Below the artifact is a horizontal Kodak Gray Scale with the letters "C", "M", and "K" visible.

<p>P146</p>	<p>Consolidation, Reconstruction, Rehousing packaging</p>		 <p>A photograph of a curved, light-colored artifact, possibly a bone or shell fragment, lying on a white surface. To the left is a vertical Kodak Gray Scale. Below the artifact is a horizontal Kodak Color Control Patches strip. Three white labels are placed around the artifact: 'FRONT' at the top, 'AFTER TREATMENT' to the right, and 'P146' below it.</p>	
<p>P147</p>	<p>Deconstruction, Cleaning, Desalination, Reconstruction, Rehousing packaging</p>		 <p>A photograph of a small, light-colored artifact, possibly a bone or shell fragment, lying on a white surface. To the left is a vertical Kodak Color Control Patches strip. Below the artifact is a horizontal Kodak Gray Scale. Three white labels are placed around the artifact: 'REVERSE' at the top, 'P147' to the right, and 'AFTER TREATMENT' below it.</p>	


<p>P148</p>	<p>Consolidation, Desalination, Re-housing packaging</p>	
<p>P151</p>	<p>No treatment necessary, Re-housing packaging</p>	


P152	Deconstruction, Cleaning, Consolidation, Desalination, Reconstruction, Re-housing packaging			
P153	Desalination, Re-housing packaging			

P154	Cleaning, Consolidation, Re-housing packaging		 A photograph of a small, dark, irregularly shaped fragment of an artifact, identified as P154. The fragment is placed on a white surface. To its left is a vertical Kodak Color Control Chart with various color patches. Below the fragment is a horizontal Kodak Gray Scale chart. Three white labels are placed around the fragment: 'REVERSE' at the top, 'AFTER TREATMENT' to the right, and 'P154' at the bottom right.	
P155	Consolidation, Desalination, Re-housing packaging		 A photograph of a larger, light-colored, bowl-shaped fragment of an artifact, identified as P155. The fragment is placed on a white surface. To its left is a vertical Kodak Color Control Chart with various color patches. Below the fragment is a horizontal Kodak Gray Scale chart. Three white labels are placed around the fragment: 'FRONT' at the top, 'AFTER TREATMENT' to the right, and 'P155' at the bottom right.	

P157	No treatment necessary, Re-housing packaging		 A photograph of a small, irregularly shaped, light-colored object, possibly a fragment of pottery or stone, resting on a white surface. The object is surrounded by a color calibration chart (Munsell Color Services Laboratory) and a ruler. A small white label with the word "FRONT" and a yellow label with "P157" are placed near the object.
P158	Consolidation, Desalination, Re-housing packaging		 A photograph of a small, irregularly shaped, light-colored object, similar to the one in the first image, resting on a white surface. The object is surrounded by a color calibration chart (Munsell Color Services Laboratory) and a ruler. A small white label with the word "FRONT" and a yellow label with "P158" are placed near the object. A second white label with "AFTER TREATMENT" is also visible.



<p>P159</p>	<p>Consolidation, Desalination, Re-housing packaging</p>	
<p>P160</p>	<p>Deconstruction, Cleaning, Consolidation, Desalination, Reconstruction, Re-housing packaging</p>	

P161	Cleaning, Desalination, Reconstruction, Re-housing packaging	
AIX 404	Deconstruction, Cleaning, Re-housing packaging	